






















Recovery and Resilience Facility – Grants allocation per Member State (2018 prices)

	70% allocation (2021-2022 commitment)	p.m. 30% allocation - illustrative* (2023 commitment)
 Belgium	3.402	1.746
 Bulgaria	4.326	1.655
 Czechia	3.301	3.444
 Denmark	1.216	338
 Germany	15.203	7.514
 Estonia	709	308
 Ireland	853	420
 Greece	12.612	3.631
 Spain	43.480	15.688
 France	22.699	14.695
 Croatia	4.322	1.628
 Italy	44.724	20.732
 Cyprus	764	204
 Latvia	1.531	342
 Lithuania	1.952	480
 Luxemburg	72	21
 Hungary	4.330	1.927
 Malta	160	44
 Netherlands	3.667	1.905
 Austria	2.082	913
 Poland	18.917	4.143
 Portugal	9.107	4.066
 Romania	9.529	4.271
 Slovenia	1.195	363
 Slovakia	4.333	1.502
 Finland	1.550	782
 Sweden	2.716	985
 EU 27	218.750	93.750

*30% allocation based on summer 2020 economic forecast

(In million EUR, 2018 prices)